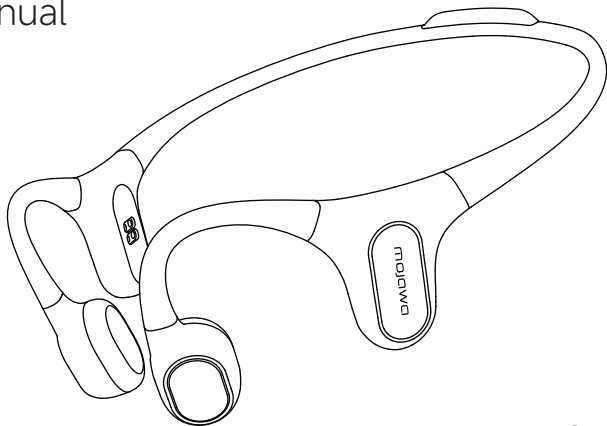


RUN PLUS^{NEW}

User Manual

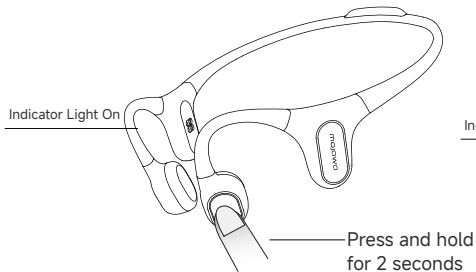


Model: M2101

Mojawa

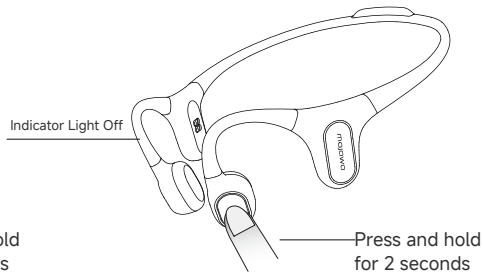
Power On

Press and hold the Power Button for 2 seconds, wait for the indicator light to turn on. Release the Power Button when you hear "Power On".



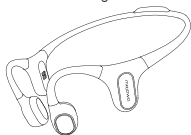
Power Off

Press and hold the Power Button for 2 seconds, wait for the indicator light to turn off. Release the Power Button when you hear "Power Off".



Pairing

- 1 With the headphones powered off, press and hold the Power button for 5 seconds, the indicator will flash and you will hear "Pairing".
- 2 On your mobile device, make sure the Bluetooth is turned on.
- 3 Select "Run Plus" from the device list.



*Run Plus can be actively connected to two devices simultaneously.


Connect the first device and turn off the headphones. Restart to enter pairing mode and pair with the second device. If the headphones have a pairing history with two devices, when the headphones is connected to one device, select Run Plus from the device list in the second phone or laptop to complete the connection.

*Incoming calls from either device will interrupt the current music playback, automatically resume playback after hanging up or click the button to resume playback.

*If one device is playing music and the other device also begins to play music, then the headphones will play the most recent music.



First Bluetooth Device



Select Run Plus to connect on the second Bluetooth Device (Phone / Computer)

Headphones Controls



Click X1



Play & Pause



Answer & Hang up



Click X2



Next Track



Reject Call



Click X3



Previous Track



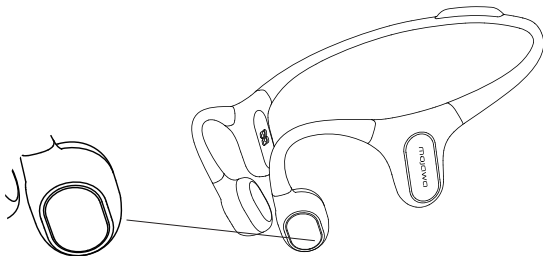
Click X4



Lock the Touchpad



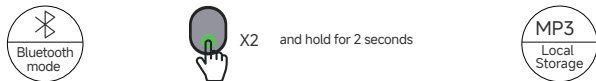
UnLock the Touchpad




* To pause the current call and answer an incoming call, press the button twice.

Mode Shifting

- 01 Water can affect Bluetooth transmission while swimming. Please double click the button and hold until you hear "MP3 Mode". To transfer back to bluetooth mode, double click the button and hold until you hear "Bluetooth Mode".



- 02 In the MP3 mode, double click the touchpad to shift between normal play, shuffle and single loop.



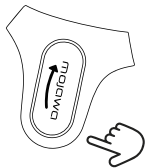
* When not swimming, MP3 mode can keep Bluetooth background connection. When there is bluetooth voice call, phone call, music, etc. the device will switch to Bluetooth mode. If you need to keep the local storage mode unaffected by Bluetooth, please disconnect the bluetooth of your phone.

*While swimming, the Bluetooth signal cannot be transmitted under water, please switch to the local storage mode.

*Please lock the volume touchpad while swimming (as water may affect it), please adjust to the suitable volume, then four-click the power button to lock the volume touchpad of the headphones. Four clicks on power button again or reboot to unlock the volume touchpad.

Volume+

Swipe up on the touchpad to turn up volume, quickly swipe up to increase the volume significantly.



R

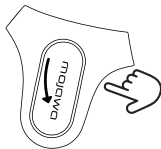


Using Phone Voice Assistant

* In the Bluetooth mode, double-click the touchpad to activate the phone voice assistant.

Volume-

Swipe down on the touchpad to turn down volume, quickly swipe down to turn down the volume significantly.



R



Earplugs for Noisy Environments

* In noisy environments such as on airplanes or trains, the product can be used along with earplugs to block out background noise and enjoy better bone conduction sound.



Adjust Volume in Dry Conditions

* The volume adjusting function may be temporarily disabled underwater, please adjust the volume in advance under dry conditions.

Charging

Charge (5V--- 500mA) the headphones with the magnetic charging cable attached to the product and the indicator will glow during charging.

At room temperature, allow up to one hour to fully charge the battery.

The charging time may be longer under conditions such as low temperature environment.

When the battery charge level is low, the battery indicator will flash fast; if the battery level is high, the indicator light will flash slow; when the battery is fully charged, the indicator will stay on.

Battery Lifetime

The battery is 150mAh lithium-ion battery.

At room temperature, the headphones can maintain play for about 8 hours at the 75% volume. and for about 6 hours at the 100% volume. High and low temperatures, special tracks, different mode of sound scenes, attenuation of battery life, etc. will reduce the battery lifetime, which will depends on the actual conditions.

日本語

電源オン/オフ

電源オン: ヘッドセットのボタンを2秒間長押しして、ランプが点灯し、ボタンを離すと、「power on」というヘッドセットの提示音が流れてきます。
電源オフ: ヘッドセットのボタンを2秒間長押しして、ランプが消灯し、ボタンを離すと、「power off」というヘッドセットの提示音が流れてきます。

ペアリングと接続

ボタンを5秒間長押しすると、ランプが点滅し、「pairing」というヘッドセットの提示音が流れてきます。表示された携帯電話のBluetooth設定画面に、携帯電話のBluetoothデバイスリストからRun Plusを選択します。
Run Plusは2台のデバイスを同時に接続することができます。1台目のデバイスを接続し、電源を切ったらペアリングモードに再起動し、2台目のデバイスとペアリングします。ヘッドホンと2台のデバイスにペアリング記録があり、ヘッドホンと1台のデバイスが接続されており、もう1台の携帯電話BluetoothデバイスのリストからRun Plusを選択して接続を完了しています。

操作制御

再生一時停止: ボタンをワンクリックします。
音声アシスタント: タッチエリアでダブルクリックします。
受信をする: 着信を受ける時に、ボタンをワンクリックします。

前の曲: 音楽再生時に、ボタンをトリプルクリックします。
次の曲: 音楽再生時に、ボタンをダブルクリックします。
電話を切る: 通話中に、ボタンをワンクリックします。

音量調節

音量アップ: タッチエリアを上からスワイプして音量が上がります。素早くスワイプして音量を大きく上げます。
音量ダウン: タッチエリアを下からスワイプして音量が下がります。素早くスワイプして音量を大きく下げます。

モードの切替

水泳の場合、Bluetooth伝達は水の影響を受け、ボタンをダブルクリックして離さないでください。「MP3モード」のトーンが聞こえ、ボタンを離し、ローカルストレージモードを切り替えてください。タッチ領域を4回のクリックでロックし、さらに4回タップまたは再起動した後にロックを解除します。
ローカルストレージモードでは、ダブルクリックした後にボタンを離さず、「Bluetoothモード」のトーンが聞こえたらボタンを離し、Bluetoothモードを切り替えます。ローカルストレージモードでは、タッチ領域をダブルクリックして、シーケンシャル再生、シャッフル再生、およびシングルソングループを切り替えます。

保管と保守

ヘッドセットは日陰乾燥の場所に保管してください。ヘッドセットは周囲温度が0°C~45°Cで使用し、0°C~40°Cの温度で充電してください。寒すぎたり、熱すぎたり、湿度が高すぎたりする環境で長時間使用すると、バッテリーの寿命が短くなる場合があります。
ヘッドセットは防水でIP68水泳レベルに達するが、石鹸、シャンプー、リンス、乳液、香水に接触したり、高速水流、水蒸気、海水に接触したり、落下衝撃を受けたりしないことを勧めます。防水性能は永久的なものではなく、時間の経過とともに低下することがあります。長期間保管した後は、充電してからご使用してください。充電前に充電ポートを乾燥させておくと、ヘッドセットや充電コードの損傷のリスクを減らすことができます。
本製品を使用する前に、ご使用になる国の法規制をご確認してください。

警告注意

バッテリーが高温で爆発する可能性があるため、ヘッドセットを火中に投じないでください。
本製品には小さな部品が含まれて飲み込んで窒息してしまう可能性があるため、3歳未満の子供には適しません。また、許可なく本製品を変更改造してはいけません。
爆発、火災、有毒化学物質の漏出等の危険を避けるため、製品の分解や電池の交換、変形、切断を行わないでください。



聴覚障害

聴覚障害になることを避けるために、ヘッドセットは快適で適度な音量で使用してください。あまり大きな音量で音楽を聴くと、聴力への影響や、音の歪みが生じることがあります。まずデバイスの音量を下げ、次にヘッドセットを装着し、快適なリスニングレベルに達するまで徐々に音量を上げていきます。

保証

MOJAWA社は本製品を2年間保証します。保証条件については、当社の公式サイト<https://mojawa.com>をご覧ください。本製品の販売先にお問い合わせください。本製品の仕様やデザイン、この取扱説明書の内容は、予告なく変更されることがあります。
MOJAWAの最新情報については、当社の公式サイト: <https://mojawa.com> をご覧ください。

廃棄

本製品はリチウムイオン電池を内蔵しています。リチウムイオン電池はリサイクル可能な資源です。
リサイクルや廃棄については各地域の規定に従ってください。

Mojawa

Data Transfer

Connect the product with a computer using the magnetic data cable, you will see a mobile storage device named "RUN PLUS" displayed on the computer side. Once device shows up on your computer, you can drag or copy your files into the folder. Do not interrupt during data transfer, otherwise the product may be damaged.

Run Plus supports 6 file formats of music, MP3, WAV, AAC, FLAC, M4A, APE, and support up to 48k*16-bit.

If the file format is not supported, please use transcoding software to convert to MP3 format and transfer to Run Plus local storage.

Storage and Maintenance

The headphones should be stored in a cool and dry place. It should be used at the ambient temperature between 0°C (32°F)and 45°C (113°F) and charged at the ambient temperature between 0°C and 40°C (104°F). The lifespan of the battery may be reduced when it is operated in an extreme environment where it is too cold, hot or damp.

The headphones is IP68 swimming grade waterproof, but it is recommended not to let the earphone come into contact with soap, shampoo, conditioner, lotion, perfume and other corrosive substances. Please clean it immediately after swimming or water sports. Do not let the headphones come into contact with high-speed water flow, water vapor, or be subjected to falling impacts. Waterproofing performance is not permanently effective and may weaken over time.

When left unused for a long time, the headphones must be recharged before use. A dry charging port helps to reduce the damage risk of your headphones during charging.

Safety and Certification

Use manufacturer(MOJAWA)-designated accessories and supplies only.

- The headphones should be kept out of the reach of children and pets to avoid swallowing it in accident. There is a Li-polymer battery in the headphones, which can potentially cause a hazard. If the part is swallowed, seek medical care immediately. The unused headphones should be kept out of the reach of children and pets.
- Do NOT use the headphones at a high volume for an extended period.
To avoid hearing damage, use the headphones at a comfortable, moderate volume level. Your hearing may be damaged and the sound may also be distorted at a super high volume. Turn the volume down on the headphones before placing it in your ears, then turn the volume up gradually until you reach a comfortable listening level.
- Use caution and follow applicable laws regarding the use of phone and head phones if using the headphones for phone calls while driving. Some jurisdictions impose specific limitations on the use of such products while driving. Do not use the headphones for any other purposes while driving.
- When you need to use the headphones while engaging in an activity needing concentrated effort, for example, riding a bicycle, or walking in or near the traffic, a construction site or railroad, please beware of your safety and follow relevant laws regarding the use of headphones.
- This product contains small parts which may be a choking hazard. It is not suitable for children under age 3.
- This product contains magnetic material. Consult your physician on whether this might affect your implantable medical device.
- Do not make unauthorized alterations to this product.
- Use this product only with an agency approved power supply that meets local regulatory requirements (e.g., UL, CSA, VDE, CCC).
- Do NOT expose products containing batteries to excessive heat (e.g. from storage in direct sunlight, fire or the like).
- Do not expose this product to hot temperature, smoke, or fume lest it may catch fire.
- Do not charge this product during thunder and lightning.
- Do not throw this product into fire lest the battery may explode when overheated.

Frequency Range	Max. Transmit Power
2402-2480MHz	< 10 dBm (EIRP)



Energy Verified
Rendement
Énergétique Vérifié

CAN ICES-003
(B)/NMB-003(B)



FCC ID

This device complies with part 15 of the FCC Rules. Operation is subject to the following two conditions:

- (1) This device may not cause harmful interference, and
- (2) this device must accept any interference received, including interference that may cause undesired operation.

Any Changes or modifications not expressly approved by the party responsible for compliance could void the user's authority to operate the equipment.

Note: This equipment has been tested and found to comply with the limits for a Class B digital device, pursuant to part 15 of the FCC Rules. These limits are designed to provide reasonable protection against harmful interference in a residential installation. This equipment generates uses and can radiate radio frequency energy and, if not installed and used in accordance with the instructions, may cause harmful interference to radio communications. However, there is no guarantee that interference will not occur in a particular installation. If this equipment does cause harmful interference to radio or television reception, which can be determined by turning the equipment off and on, the user is encouraged to try to correct the interference by one or more of the following measures:

- Reorient or relocate the receiving antenna.
- Increase the separation between the equipment and receiver.
- Connect the equipment into an outlet on a circuit different from that to which the receiver is connected.
- Consult the dealer or an experienced radio/TV technician for help.

The device has been evaluated to meet general RF exposure requirement.

The device can be used in portable exposure condition without restriction.

IC ID:

This device contains licence-exempt transmitter(s)/receiver(s) that comply with Innovation, Science and Economic Development Canada's licence-exempt RSS(s).

Operation is subject to the following two conditions:

- (1) This device may not cause interference.
- (2) This device must accept any interference, including interference that may cause undesired operation of the device.

Le présent appareil est conforme aux CNR d'Industrie Canada applicables aux appareils radio exempts de licence. L'exploitation est autorisée aux deux conditions suivantes:

- (1) l'appareil ne doit pas produire de brouillage, et
- (2) l'utilisateur de l'appareil doit accepter tout brouillage radioélectrique subi, même si le brouillage est susceptible d'en compromettre le fonctionnement.

This Class B digital apparatus complies with Canadian ICES-003.

Cet appareil numérique de la classe B est conforme à la norme NMB-003 du Canada.

CAN ICES-003 (B)/NMB-003(B)

Radiation Exposure Statement: The product complies with the Canada portable RF exposure limit set forth for an uncontrolled environment and are safe for intended operation as described in this manual.

Déclaration d'exposition aux radiations: Le produit est conforme aux limites d'exposition pour les appareils portables RF pour les États-Unis et le Canada établies pour un environnement non contrôlé.

NB:

Hereby, MOJAWA declares that this product is in compliance with the essential requirements and other relevant provisions of Directive 2014/53/EU. You can find the Declaration of Conformity on <https://mojawa.com/pages/eu-declaration-of-conformity>

CB/CE:

Warning

To avoid replacement of a battery with an incorrect type.

Don't disposal of a battery into fire or a hot oven, or mechanically crushing or cutting of a Battery.

Don't leaving a battery in an extremely high temperature surrounding environment.

To avoid battery subjected to extremely low air pressure.

To prevent possible hearing damage, do not listen at high volume levels for long periods.

The symbol indicates DC voltage. 

RECYCLING This product bears the selective sorting symbol for Waste electrical and electronic equipment (WEEE). This means that this product must be handled pursuant to European directive 2012/19/EU in order to be recycled or dismantled to minimize its impact on the environment.



Statement

Warranty terms can be found through Mojawa official website <https://www.mojawa.com> or by contacting the product seller. Product specifications, designs, and the content of this manual are subject to change without prior notice.

For the latest information about MOJAWA, please visit the official website: <https://www.mojawa.com>

Contact us

E-mail: service@mojava.com

Website: <https://www.mojava.com>

Manufacturer: Suzhou Mojawa Intelligent Electronics Co., Ltd.

Address: Room F1-A-1028, Building A2, NO. 8, Qicun Road, Suzhou, Jiangsu Province, PRC